

# DAIRY DIGITS



## NOVEMBER 2021

Dairy Digits is a Milk SA feature. It is also available on the Milk SA website: [milksa.co.za](http://milksa.co.za).

**Table 1** Key market indicators

Item	Period	Value	Percentage change (same period previous year)
Unprocessed milk purchased ('000 tonnes)	2019 <sup>1</sup>	3 433	+0,65%
Unprocessed milk purchased ('000 tonnes)	2020 <sup>1</sup>	3 427*	-0,16%
Unprocessed milk purchased ('000 tonnes) estimate	Aug 21 <sup>1</sup>	296	-0,26%
Unprocessed milk purchased ('000 tonnes) estimate	Jan 21 <sup>1</sup> -Aug 21 <sup>1</sup>	2 081	-2,34%
Dairy imports ('000 tonnes)	2020 <sup>2</sup>	60,6	-19,8%
Dairy imports ('000 tonnes)	Jan 21 <sup>2</sup> -Jul 21 <sup>2</sup>	40,8	+17,3%
Dairy exports ('000 tonnes)	2020 <sup>2</sup>	46,7	+3,5%
Dairy exports ('000 tonnes)	Jan 21 <sup>2</sup> -Jul 21 <sup>2</sup>	28,3	+16,1%
Producer price index of unprocessed milk (base Dec 20 = 100) <sup>3</sup>	Aug 21 <sup>3</sup>	112,5	+14,9%
Farm requisite price index (base 2010 = 100) <sup>4</sup>	Jun 21 <sup>4</sup>	186,1	+3,9%
Producer price index of dairy products (base Dec 20 = 100) <sup>3</sup>	Aug 21 <sup>3</sup>	109,8	+6,2%

Source:

<sup>1</sup> Milk SA returns

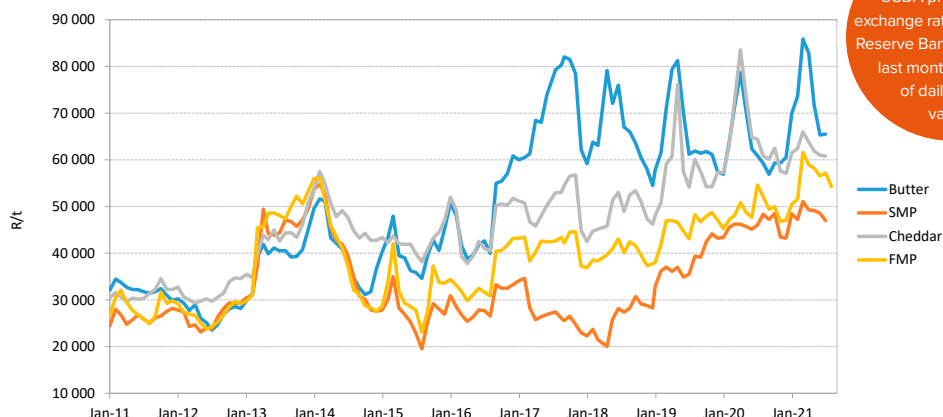
<sup>2</sup> SARS statistics supplied by SAMPRO

<sup>3</sup> Stats SA PPI index

<sup>4</sup> Department of Agriculture, Land Reform and Rural Development (DALRRD) price index of farm requisites

\*Feb 2020 = 29 days

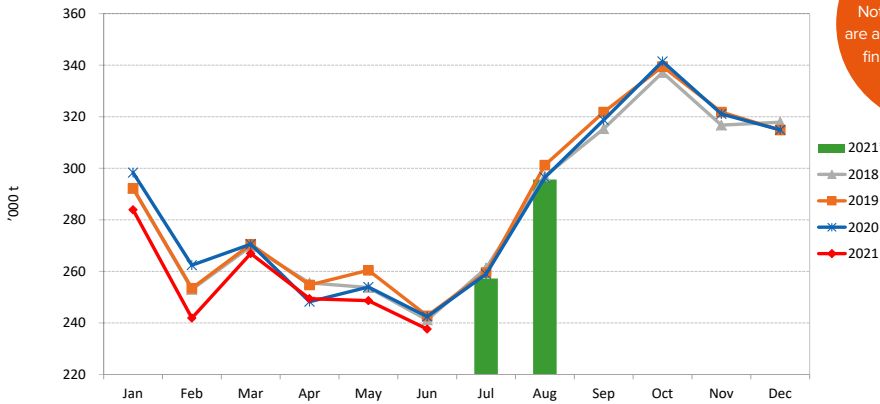
**Figure 1** International dairy product prices (free on board), Jan 2011–Aug 2021



Source:  
USDA price surveys,  
exchange rate South African  
Reserve Bank middle rates,  
last month – average  
of daily closing  
values.

**Acronyms and abbreviations:** Milk South Africa (Milk SA) • Milk Producers' Organisation (MPO) • South African Milk Processors' Organisation (SAMPRO) • Statistics South Africa (Stats SA) • South African Revenue Service (SARS) • United States Department of Agriculture (USDA) • producer price index (PPI) • consumer price index (CPI) • Department of Agriculture, Land Reform and Rural Development (DALRRD) • full-cream milk powder (FMP) • skimmed milk powder (SMP) • ultra-high temperature (UHT) processed

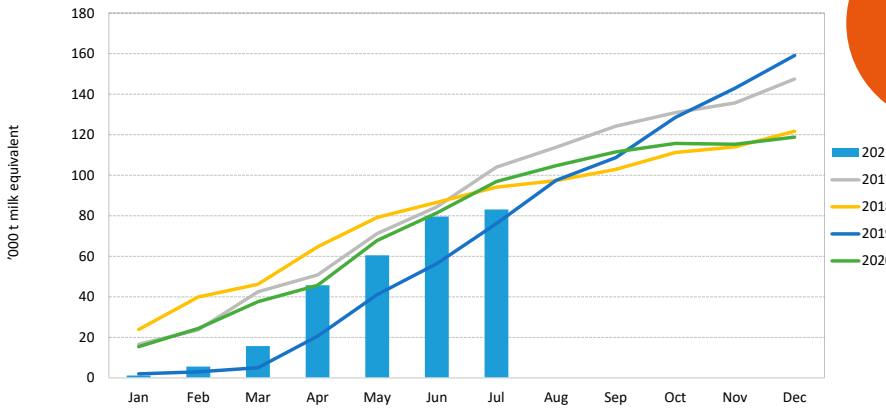
**Figure 2** Monthly unprocessed milk purchase trends, Jan 2018–Aug 2021



Source:  
Milk SA statistics.  
Note: Each year's figures  
are assessed, reviewed, and  
finalised by 31 March of  
the ensuing year.

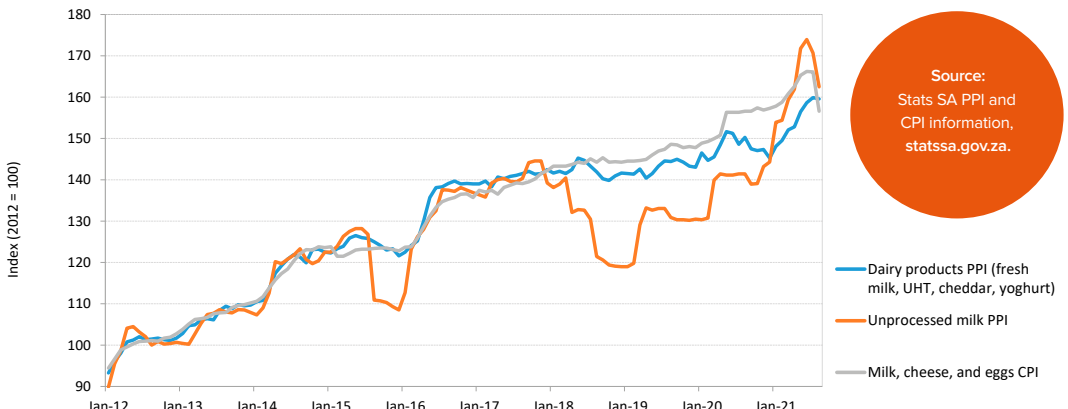
\* Last two months  
preliminary: sample  
survey  
\* Feb 2020 = 29 days

**Figure 3** Monthly cumulative net imports, milk equivalent, Jan 2017–Jul 2021



Source:  
MPO calculation  
from SARS data  
supplied by  
SAMPRO.

**Figure 4** PPI indices of unprocessed milk and dairy products, and the CPI of milk, cheese, and eggs, Jan 2012–Aug 2021



Source:  
Stats SA PPI and  
CPI information,  
statssa.gov.za.

**This publication is compiled from sources that are deemed reliable.** However, Milk SA and the contributors to the publication take no responsibility for the accuracy of the information. The information is, furthermore, intended to provide market signals only and Milk SA indemnifies itself against any actions based on this information.